



The choice of millions of dentists worldwide



Guilin Woodpecker Medical Instrument Co., Ltd.  
Information Industrial Park, Guilin National High-Tech  
Zone, Guilin, Guangxi, 541004 P. R. China

Tel:

Europe Sales Dept.: +86-773-5873196, +86-773-2125222

North America, South America &

Oceania Sales Dept.: +86-773-5873198, +86-773-2125123

Asia & Africa Sales Dept.: +86-773-5855350, +86-773-2125896

Fax: +86-773-5822450


E-mail: woodpecker@glwoodpecker.com, sales@glwoodpecker.com

Website: <http://www.glwoodpecker.com>

**EC REP** MedNet GmbH  
Borkstrasse 10 · 48163 Muenster · Germany

ZMN/WI-10-065 V1.1

DISTRIBUTED BY,



The choice of millions  
of dentists worldwide

# Endo Smart



# Endo Smart

Effectively prevent file breakage

Adopt real-time feedback technology and dynamic torque control, realizing automatic reverse, effectively preventing fracture.







### Imported Motor

15.5: 1

reduction ratio endows strong power and efficient cutting.

Durable planet gear gearbox prolongs service life of device.

### Wireless charging

Avoid poor contact problem of traditional contact charging.



## Automatic torque calibrating

Choose Torque Calibrating mode to automatically calibrate torque, reducing the torque fluctuation caused by contra-angle replacement or sterilization under high temperature and high pressure.



Six optional angles  
More convenient treatment

LED

All-angle OLED screen  
Real-time dynamic torque display



Fast handover between  
Continuous Motion  
Mode and Reciprocating  
Motion Mode



Cordless handpiece  
Operation without  
limit of cord




Wireless charging  
Avoid poor contact problem  
of traditional contact charging



## All-angle OLED screen

Without visual angle limit,  
clear display can be guaranteed even under strong light.  
Available display of speed, torque,  
and battery consumption



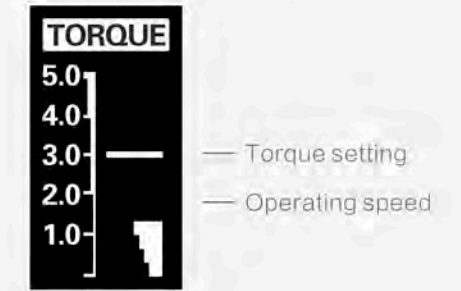
Endo Smart



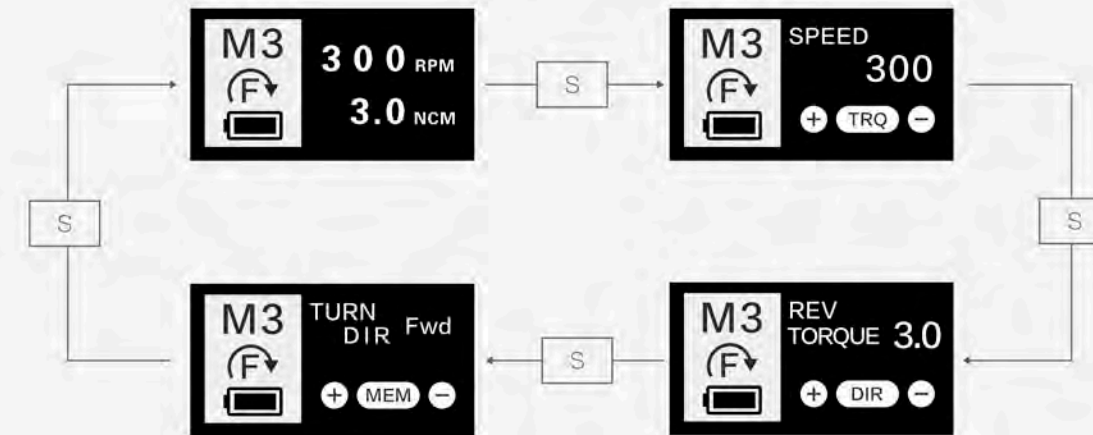
Initialization Interface Illustration



Torque displaying interface



Sketch map of speed setting, torque setting, and Operation Mode setting



### a) Speed Setting

In the Speed Setting Interface, press + to increase speed, press - to decrease speed, and long press to fast increase or fast decrease speed.

Automatically back to Initialization Interface after 2s without operation.

### b) Torque Setting

In the Torque Setting Interface, press + to increase torque, press - to decrease torque, and long press to fast increase or fast decrease torque.

Automatically back to Initialization Interface after 2s without operation.

### c) Operation Mode Setting


In the Operation Mode Setting interface, press + to increase operating speed or press - to decrease the speed.

Veering Rotation Mode, Reverse Rotation Mode and Reciprocating Motion Mode are for options.

There will be tick indication while setting to Reverse Rotation Mode.

Long press to realize fast modes handover.

Automatically back to Initialization Interface after 2s without operation.



### Customization

Storage of 9 user-defined modes allows invocation at any time.

Under each mode, continuous motion, reciprocating motion, and reverse motion are for options.

Torque and speed is adjustable




### Maximum compatibility

Wide torque and speed range make it adapt to various file systems such as FKG, XP-endo, and Shaper in the market.

Recommended speed is 800-1000rpm.

Recommended maximum torque setting for Dentsply Protaper Gold is 5N.cm.





### Nimble Contra-angle

Contra-angle can be autoclaved to avoid cross-infection. Adjustable angle make it available for different teeth positions. Small and exquisite head provides unobstructed views.

