

All data, facts and accessories

VistaScan Mini Easy – compact and easy

Market leading PCS image plate technology from

	VistaScan Mini Easy
Plate sizes	0 (2 x 3 cm) + 2 (3 x 4 cm)
Effective resolution (lp/mm)	22 (1100 dpi)
Weight (kg)	6.5
Dimensions (H x W x D mm)	226 x 234 x 243
Standby function	Yes
Interfaces	USB / Network



Image plate holder system

Thanks to their deburred and rounded edges, image plate holders from Dürr Dental offer optimum protection for the image plate. Holders are available for all areas of application and aid the production of exact X-rays.



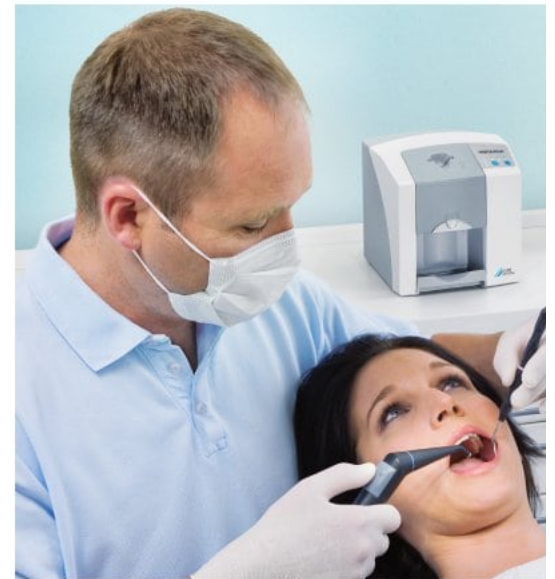
Disinfect with FD 350, FD 333

The FD 350 disinfectant wipes from Dürr Dental are particularly suitable for disinfection and cleaning of medical products. Thanks to their size they are ideal and economical for small surfaces of objects, e.g. for sleeves of intraoral plates and films, handpieces and fittings, etc. - immediately ready for use, residue-free and fast. The disinfection wipes FD 333 offer a full viricidal solution.



Image plate cleaning wipe

The VistaScan image plate cleaning wipes can be used to clean the image plates when necessary and also have a disinfecting effect. Advantage: A lasting optimum image quality.



P037-344-027/Rev. 01.04/2-A/01/13 Subject to change without notice

DÜRR DENTAL AG
 Höpfigheimer Strasse 17
 74321 Bietigheim-Bissingen
 Germany
www.duerrdental.com
info@duerr.de



VistaScan Mini Easy – compact and easy

VistaScan Mini Easy considerably simplifies imaging in the surgery: With the proven engineering and outstanding image quality characteristic of Dürr Dental image plate scanners worldwide. Made in Germany.



Image Plates better than Sensors!*

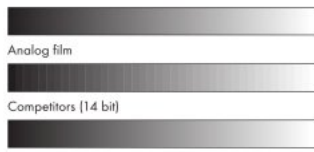


High resolution images with low noise support a secure diagnose

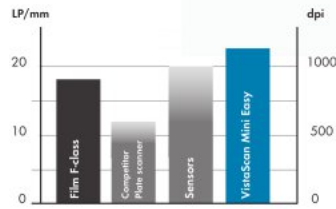
The VistaScan Mini Easy image plate scanner

Since the introduction of conventional X-ray film development in dental medicine, Dürr Dental has been leading the way in diagnostics for dental surgeries. Digital X-ray with Dürr Dental offers dentists images with high resolution to meet all diagnostic demands. More than 40 years experience in the development of X-ray technology leads time and again to practice-oriented and innovative solutions.

The VistaScan Mini Easy image plate scanner makes image plate diagnostics even faster for dentists. The compact device is particularly easy to use and requires a minimum of space - so that it can be installed in the treatment room. The advantage: X-ray and scanning directly at the chair-side. The reusable VistaScan image plates are read out in top quality within seconds. There has never been a better time to change over to image plates.



VistaScan (16 bit)
The grey scale graduation of the image plate with VistaScan offers a representation every bit as good as that of film



The effective image resolution of X-ray systems in comparison: The VistaScan systems from Dürr Dental achieve the highest resolution compared with the competition. Latest studies show that image plate technology is the only sure way to uncompromised digitisation.

- This is what counts:**
- Rapid image availability
 - Compact design
 - Ideal chairside appliance
 - Sophisticated operating concept
 - PC interface via USB or network
 - High image quality
 - Common intraoral sizes

*A comparative study of image quality and radiation exposure for dental radiographs produced using a charge-coupled device and a phosphor plate system. School of Dentistry, Cardiff University, 2009

Common: Image plates can be used with... In addition, 10 area is available as with an anc

Easy handling: Particularly easy hand out, erase and make r next use in one step. F availability from 6 sec direct vicinity of the pi

Easy integration: VistaScan Mini Easy can be operated with DBSWIN or software packages via pl or Twain drivers. It can be integrated into the surgery structure via USB or netw