



HQ: 9F, 10F, Building D1, Nanshan Park, 1001 Xueyuan Blvd, Taoyuan Street, Nanshan District, Shenzhen, China

WEB: [www.fussengroup.com](http://www.fussengroup.com)

CONTACT US:

[sales@fussengroup.com](mailto:sales@fussengroup.com)

[international.support@fussengroup.com](mailto:international.support@fussengroup.com)

[international.marketing@fussengroup.com](mailto:international.marketing@fussengroup.com)



AUTHORIZED DISTRIBUTOR



# FUSSEN

# F220

## IMAGE PLATE SYSTEM



CE NMPA

V1.0 20241101

## ABOUT FUSSEN

FUSSEN is a leading global provider of digital solutions for dentistry. Since its establishment in 2010, FUSSEN has been committed to providing comprehensive digital solutions for dental clinics, facilitating the digitized management of imaging equipment and supporting the dental industry in achieving full lifecycle management. Our products are distributed in over 80 countries worldwide, serving over 80,000 dental clinics globally. With a rich product line and advanced software functionalities, we offer diverse product combinations to meet the unique needs of different clinics and markets, making us the preferred choice for dental professionals.



# EXPERTLY DESIGNED FOR A SEAMLESS SCANNING WORKFLOW

Wireless Connection

SD/HD Scanning Modes

Multi-Sized PSP Options

Cloud-Based Software





## OUTSTANDING IMAGE QUALITY



### 2 SCANNING MODES

SD and HD modes for different clinical needs



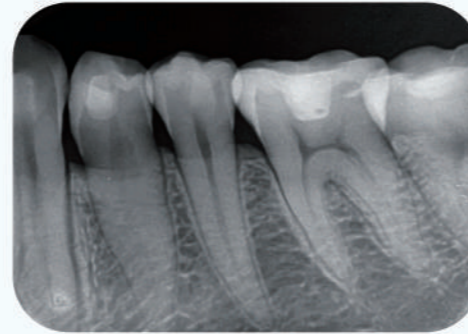
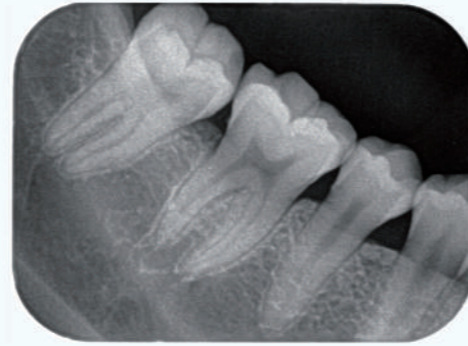
### HIGH-QUALITY IMAGING

17 lp/mm Theoretical Resolution



### CLEAR CONTRAST & DETAILS

14-bit Grayscale



## ULTRA-THIN IMAGING PANELS IN VARIOUS SIZES

- Each phosphor plate can be used **over 2000 times** on average.
- With a thickness of **0.1mm** and the ability to bend up to **270 degrees**, it conforms better to the teeth.
- Available in **four sizes** to meet various clinical needs.



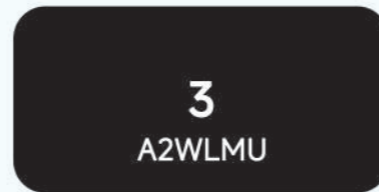
22x31mm  
Suitable for children



24x40mm  
Suitable for adult anterior teeth

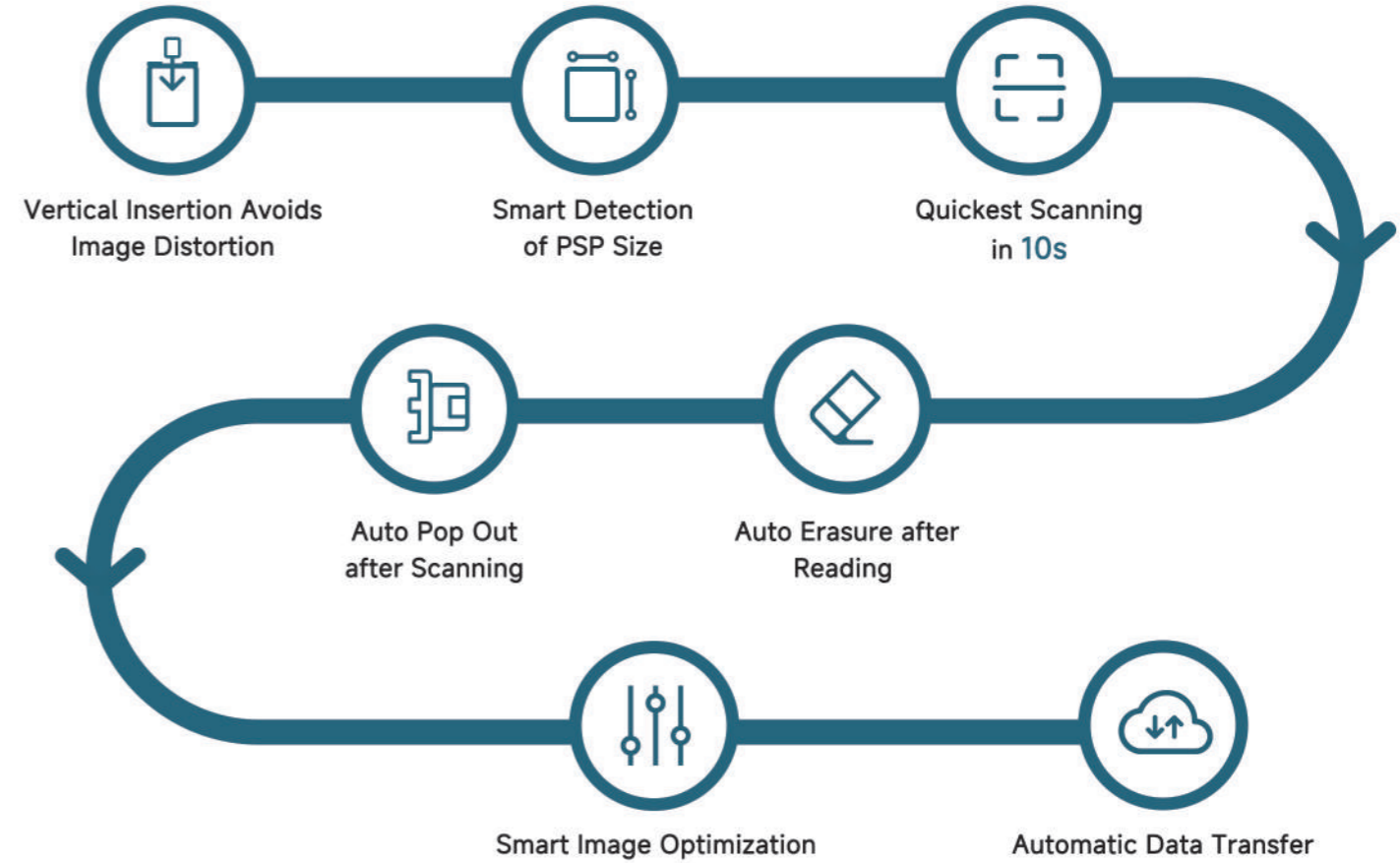


31x41mm  
Suitable for adult posterior teeth



27x54mm  
Suitable for capturing occlusion

## SMART AND FLEXIBLE



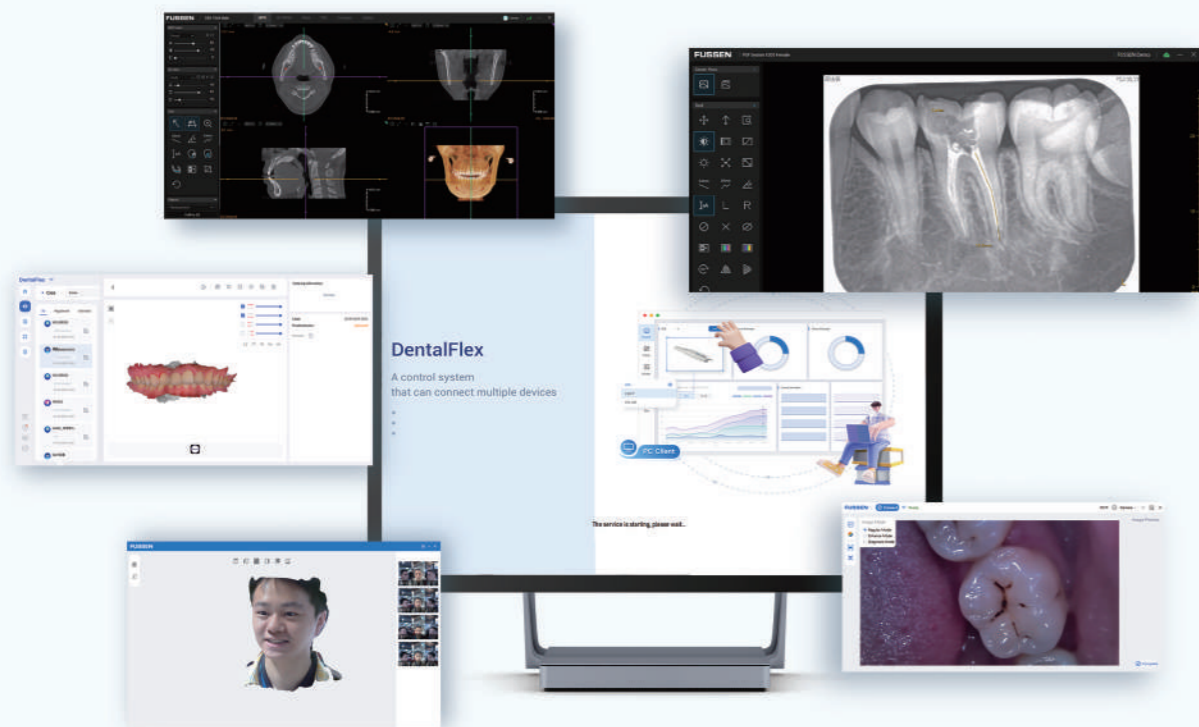
## COMPACT BUT POWERFUL

- The compact and streamlined design makes it ideal for chairside operations in any room size
- The 10-second fast scan and auto-erasure ensure a seamless and efficient workflow
- The **wired and wireless connections** offer maximum portability and convenience for data transmission



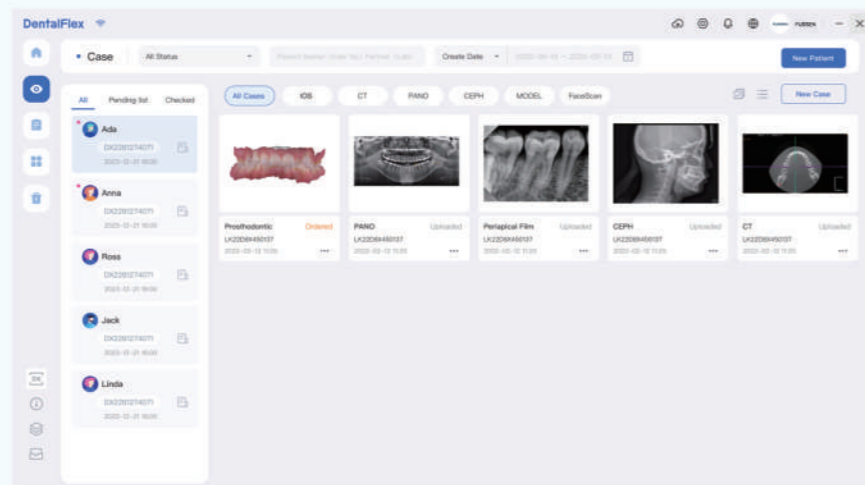
# DentalFlex

POWERED BY **AI**



## ALL-IN-ONE DENTAL SOFTWARE

The seamless integration of CBCT, Intraoral Scanner, Image Plate System and Face Scanner streamlines dentist's workflow, simplifies data management and enhances practice efficiency



## VIEW IMAGES ANYTIME, ANYWHERE

The cloud-based platform lets you access images anytime, anywhere, on any device, significantly facilitating doctor-patient communication



## TECHNICAL SPECIFICATIONS

MODEL	F220 IMAGE PLATE SYSTEM
Theoretical Resolution	17lp/mm
Pixel Size	30µm
Grayscale	14bit
Scanning Mode	HD/SD
Scan Time	20s in HD mode, 10s in SD mode
Erase Mode	Automatic
Dimensions	243x129x250mm±5%
Weight	3.8kg
Connection Method	Wireless, LAN