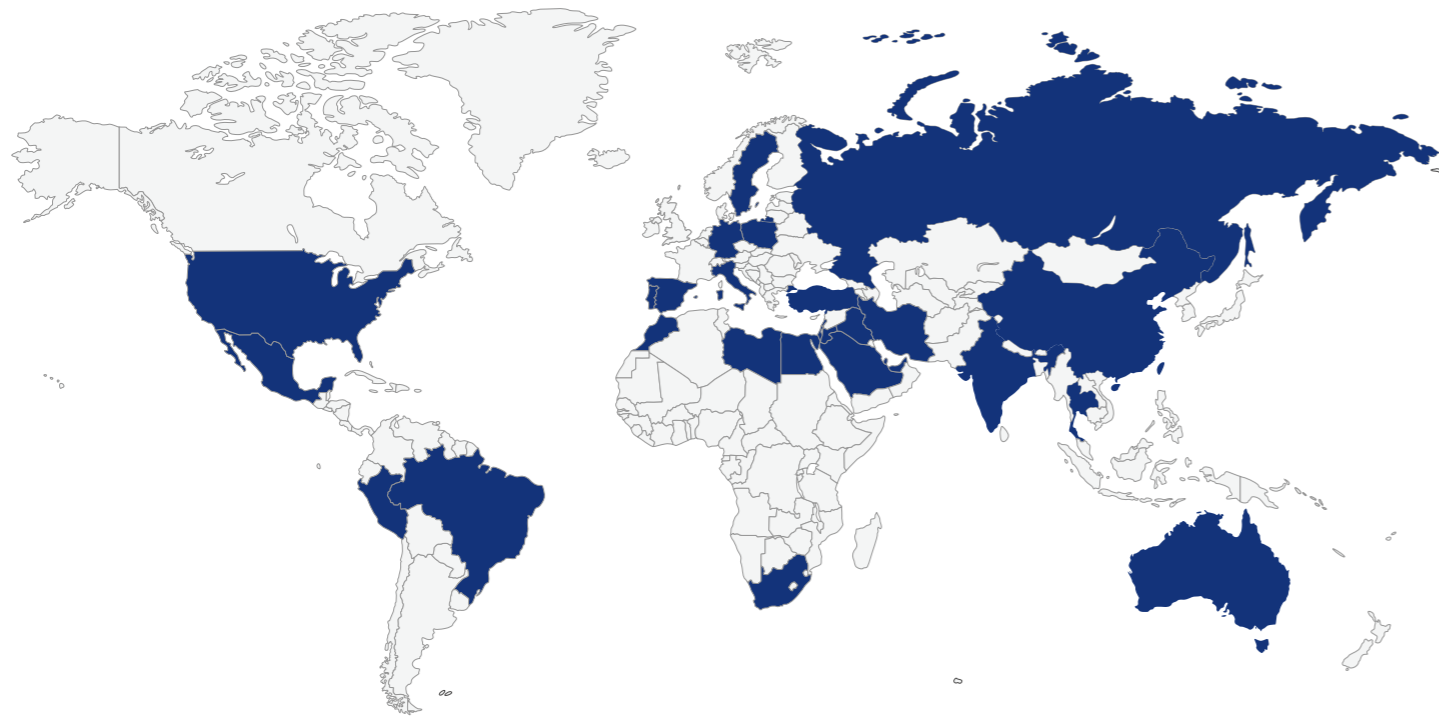




# PANDA P3 Plus

Create Maximum Value  
For Every User



New Upgrade  
Enhanced Experience

**PANDA SCANNER  
ALL OVER THE WORLD**

 [www.panda-scanner.com](http://www.panda-scanner.com)  
 [info@panda-scanner.com](mailto:info@panda-scanner.com)

Chengdu | Ziyang | Suzhou | Ningbo | Hong Kong | Brazil | USA

**Panda** 🐾  
**Scanner**

# Who are we?

In **2015**, a team of top engineers of optics, electronics, computers & algorithm from Chinese Academy of Sciences decided to accelerate the era of digital dentistry and let every dentist have one intraoral scanner. This is how panda started.

In **2016** and **2017**, we launched PANDA P1 intraoral scanner. P1 was the first powder-free intraoral scanner and the final resolution was true color.

In **2019**, we launched the revolutionary PANDA P2 intraoral scanner and got CFDA approval in the 2nd half of **2020**, as well as CE, ISO13485, INMETRO, ANVISA and more certifications.

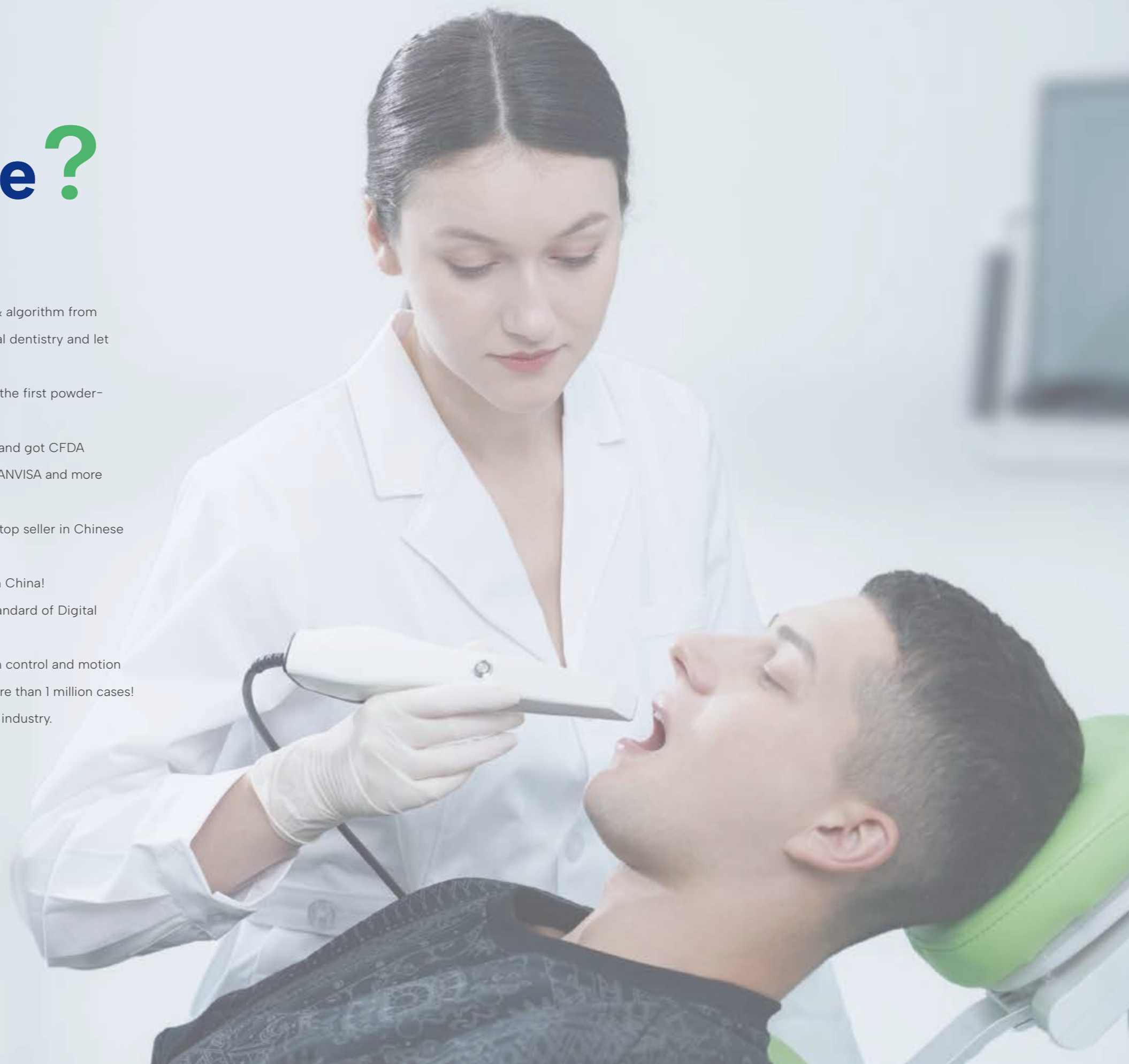
In **2021**, we beat other traditional IOS brands and became the NO.1 top seller in Chinese Market with more than 3000 units installed!

Panda Scanner is the only intraoral scanner with clinical trial report in China!

Freqty is the only domestic manufacturer invited to draft National Standard of Digital Impression!

In **2022**, PANDA P3 is officially launched with new features of button control and motion sensing. By middle of **2022**, Panda Scanner has already scanned more than 1 million cases!

In **2023**, we will not only shake but also shape the Intraoral scanner industry.





### **Button Control**

The tiny button carries great responsibilities, controlling the entire digital workflow. It prevents cross contamination by not touching the screen or clicking the mouse. Safety is always the top priority.



### **Motion Sensing**

The gyroscope inside the scanner allows to see different angle of scanned images by just simply rotating the scanner. So you do not have to touch the screen to see the image.



### **Plug & Play**

PANDA P3 Plus now runs with a single cable connection – no external power required.



# **CLASSIC DESIGN, NEW EXPERIENCE**

# Features

## Product Features

- AI Technology, much smarter, improve a lot of scanning experience
- 3 Different tips, meet more demands of different applications
- Much smaller, very easy to operate
- Clear margin line, high accuracy
- Fast scanning speed, easy to learn and use
- True color scan and HD display



## Application Features

- **High resolution and true image**

- Reproduce the real state of teeth

- Accurate anatomical features

- 3D high-definition color, visual communication

- Easy and exciting treatment experience

- **Various range of software**

- Clear and easy Margin Line drawing

- Pre-op Scan available for Implant and restoration

- Comparison of two sets of data such as denture and full arch

- Enhanced scanning option for Veneer

- **Multiple platforms to access the case**

- 3D preview allows to be accessed via the phone

- Share the cases to patients immediately after scanning

- Fully prepared case reports to the labs

- One click link directs to EXOCAD

- **Case selection and finalized report**

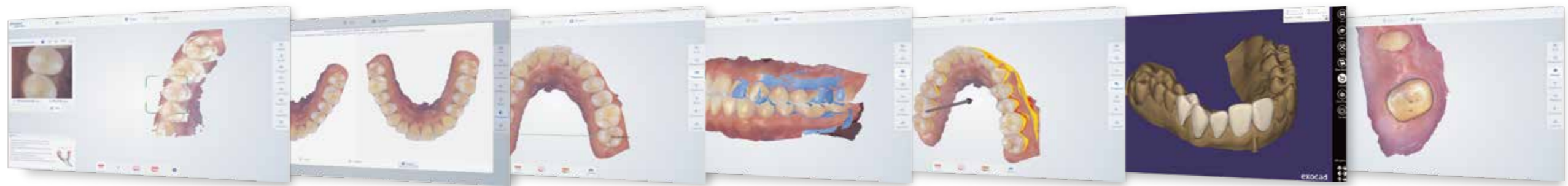
- Auto Preparing the case report to the labs

- Various options to select in reports such as Bridge or Crown

- Convenient tools for clinics and laboratories



• Bite Check



2D Image Store

Case Comparison

Teeth Measurement

Occlusion Alignment

Undercut

Direct Export into Exocad\*

Margin Line Drawing

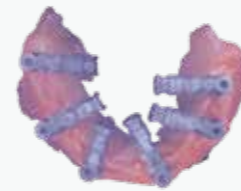
# Applications



## Restoration

Accurate and clear shoulder margin brings efficient design, and high-definition color images help dentists effectively distinguish between gingiva and teeth.

One visit, immediate restoration.



## Implant

Fast scanning with a large field of view, easily capture 3mm data of cuff, and accurately scan of metal path pin. No need to do repeat impression and improve patient treatment experience.



## Orthodontics

High accuracy of the full dentition, restore the real state of full arch. Get orthodontic treatment quickly, and save time for more patients.

# Parameters

**1** min  
Full Arch Scanning

**5** tips  
with 3 Different Angles

**10**  $\mu$ m  
More Precise

**178** g  
Aviation Aluminum Alloy



Overall Size

216 x 40 x 36 mm



Tip End(W\*H)

19x14mm/20x16mm(D)/20x16mm(M) Autoclavable

Field of View

18 x 16 mm

Patents

40+

Certificates

CFDA/CE/ISO13485/FDA/INMETRO/ANVISA, etc.

Interface

USB3.0

Data Output

STL PLY PTY \*encrypted data available

Connectivity

Single USB cable for both data and power

## PRODUCT INFORMATION

Category	PANDA P3 Plus
Scanning Technology	Dynamic Staring 3D scanning
Product size (length× width× height)	216×40×36mm
Product weight	178g
Tip Types	Three types(N/M/D)
Tip Size(length× width× height)	83x19x14/82x20x16(D)/88x20x16(M)(Unit: mm)
Scan Field	18×16 mm
Output Files	STL, PLY, PTY, OBJ, support customized encrypted format files
Interface	USB 3.0
Full Arch Scanning Time	≤2m inutes
Light Source	White LED + laser
Accuracy	≤10μm
Precision	≤7μm
Multi-function Button	Yes
Montion Sensing	Yes
Connectivity	Single USB cable for both data and power

## AFTERSALES

Category	PANDA P3 Plus
Standard Warranty	1 year
Extended Warranty	2-3 years available

## SOFTWARE

Category	PANDA P3 Plus
Types of Scanning	Orthodontics, Implant, Restoration
Image Capture	Yes
3D Data Preview	Yes
Output Files	STL, PLY, PTY (encrypted for user)
Cloud Service	Yes
Cloud Service Price	5GB/free
Direct Compatibility with Dental CAD	Exocad*
Main Image Processing Tools	Trim/Edit/Recover/Lock, etc.
Margin Line Drawing	Yes
Occlusal Match	Yes
Undercut	Yes
Data Comparison	Yes
AI Technology	Auto Tissue Remove, Overlap Correct, etc.
Software License	Free
Software Upgrade	Free
Transfer Data with API	Available

\*All names, logos, brands and other trademarks featured or referred to within this brochure are the property of their respective trademark holders.

## PC REQUIREMENTS

Category	PANDA P3 Plus
CPU	Intel i7-12700H/Intel i7-11800H or above
RAM	16G/32G
Hard disk	SSD 512G or above
GPU	RTX2060/RTX3060 or above
Operating system	Windows10/11 64bit
Display	Resolution 1920×1080 and above

\*Check the PC Recommendation Catalog on our website for more detail.

# **CUSTOMER SUPPORT**

**Email: [support@freqty.com](mailto:support@freqty.com)**

**Toll Free Number (USA): 888-855-2562**

**WhatsApp (Global): +86 18108286761**

