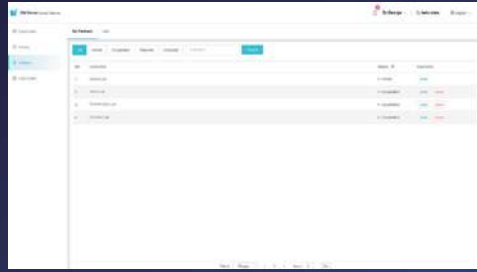
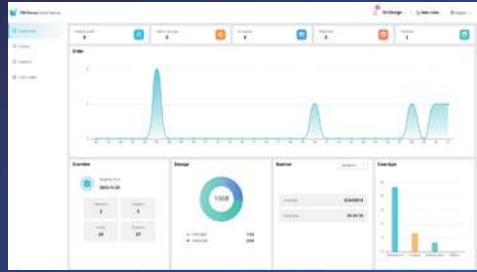


DM Nexus Cloud Service Platform



Cloud Connectivity Seamless Collaboration

- Instantly sync with labs via the cloud.
- One-click data sharing for efficient collaboration.



Smart Data Management Dashboard

- Visualized business insights with intuitive charts.
- Real-time overview of operational performance.



Multi-Platform Support & Offline Mode

- Access your account via PC, web, or mobile.
- Scan and operate without internet interruptions.



SWIFT SCAN



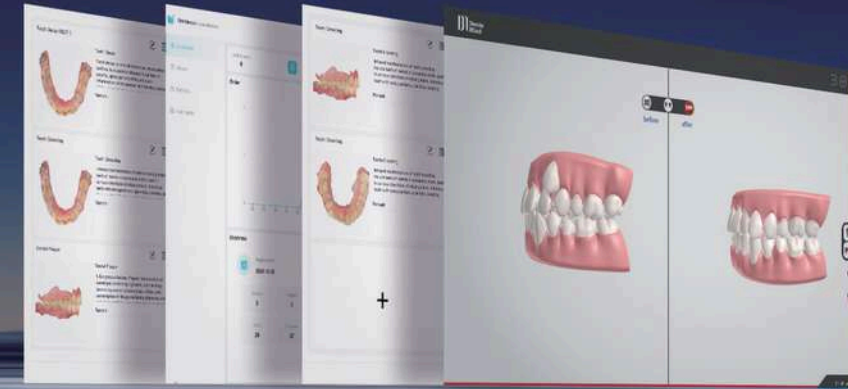
Handpiece		Tip	
Size	175.1 x 45.6 x 38mm±5mm	Size	22 x 18mm (L) 18 x 16 mm (S)
Weight	210g		Up to 150 times 134°C 3-6 minutes
Calibration	Calibration free	Steaming sterilization	
Remote Control	YES	Scanning	
Auxiliary power supply	NO	Scanning precision of entire arch	15 μm
		Button	Double buttons

Recommended System Requirements

CPU	IntelCore i7-12700H
Graphics Card	NVIDIA RTX3060
Memory	32GB
Hard Disk	1TB SSD
Operation System	Win10 / Win11 64bit
Connector	USB 3.0
LCD	1920*1080 60Hz

DENTSMIND

[SWIFT SCAN]



SMARTER SOFTWARE

33 FPS HIGH-SPEED SCANNING

33 frames per second scanning combined with software processing accelerates scanning and modeling efficiency.

2 Tips FOR DIFFERENT NEEDS

Large and small tip options adapt to different oral sizes, optimizing comfort and clinical versatility.

15µm HIGH ACCURACY

High-precision algorithm optimization achieves full-arch scanning accuracy to 15µm, ensuring excellent model reproduction and data reliability.

210g LIGHTWEIGHT DESIGN

Lightweight with double-button ergonomic design, allowing for comfortable use and flexible operation.

22mm DEEP FIELD OF VIEW

Easily covers areas such as posterior molars and wisdom teeth with large depth of field and handling complex intraoral structures.

AUTO UV STERILIZATION

Built-in UV sterilization activates in sleeping mode to ensure hygiene and prevent cross-contamination.

CALIBRATION-FREE

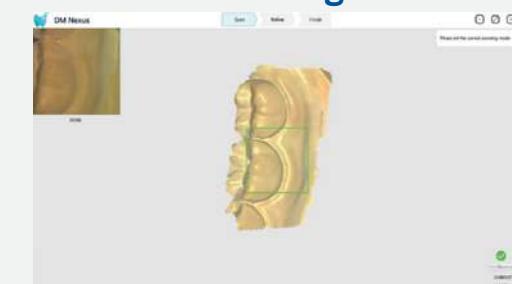
Highly stable system without calibration, reducing operational complexity and maintenance cost.

AI Soft Tissue Identification



Filters out non-target areas like cheeks and tongue in real time.

Auto Scene Recognition



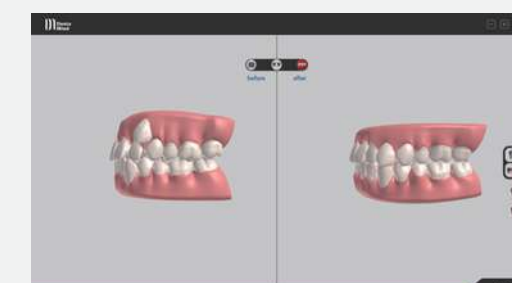
Automatically detects intraoral and extraoral scenes and prompts the optimal scanning mode.

Complex Material Adaptation



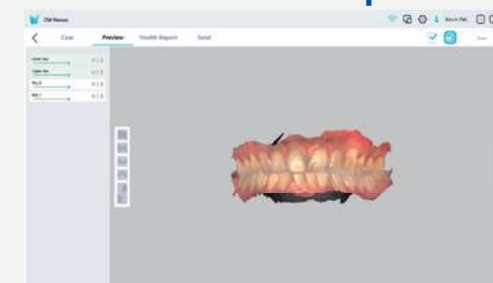
AI identifies complex surfaces like metal crowns, scan bodies, and ceramics, then adjusts scanning algorithms to ensure stability and detail capture.

One-Click Ortho Simulation



Generate orthodontic treatment simulations instantly, enhance patient understanding.

One-Click Result Export



With one click, export scan data that can be instantly accessed via QR code, enhancing patient communication and clinical efficiency.

